

LINDA TONGE
KEEFE REAL ESTATE, INC.
751 GENEVA PARKWAY
LAKE GENEVA, WI 53147

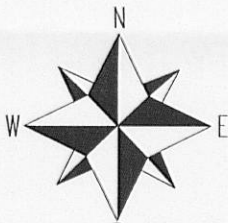
PLAT OF SURVEY

-OF-

KROTT SURVEYING INC.


N3705 WILLOW BEND LANE
LAKE GENEVA WI. 53147
PHONE # (262)248-3697
FAX # (262)249-0639

LOT 13 , BLOCK 2, SHARON LAND AND IMPROVEMENT COMPANY'S
ADDITION TO THE VILLAGE OF SHARON, WALWORTH COUNTY,
WISCONSIN.



S SCALE 1"=30'

NOTE: BEARINGS REFERENCED TO THE WISCONSIN
STATE PLANE COORDINATE SYSTEM, SOUTH ZONE



LEGEND


- FOUND IRON PIPE
- FOUND IRON BAR
- SET IRON BAR

(xx) RECORDED AS

JOB # 10-085 TAX ID #USLI00019B

I have surveyed the above-described property and the above map is a true representation thereof and shows the size and location of the property, its exterior boundaries, the location and dimensions of all structures thereon, fences apparent easements and roadways and visible encroachments. if any.

This survey is made for the exclusive use of the present owners of the property, and also those who purchase, mortgage, or insure the title thereto within one (1) year from date hereof; and as to them I warrant the accuracy of said survey map.



DATED THIS 24th, DAY OF MAY, 2010

John P. Krott
JOHN KROTT S - 2258
Wisconsin Registered Land Surveyor
(original if signed in red)